



High Ash CE School

Weekly Newsletter

Friday 24th January 2025

'Let your light shine' Matthew 5:16



Grow Together Shine Forever

To all our families,

This week we have had a 5 day financial audit from Bucks Local Authority. They audit 1% of schools and we were very lucky to be chosen!!! The audit covers these areas: governance and leadership, financial management, procurement, income, human resources and payroll, business continuity and SEN funding. As is part of the course with these types of audits they don't focus on the positives only on things that need addressing. All of the findings have been small things which are low to medium risk, so I am really pleased with the preliminary report. I would like to take this opportunity to thank Mrs Northen, our Business Manager, who always does a brilliant job and is responsible for all the finance, health and safety and personnel as well as finding time to unblock toilets! She really is a High Ash Star!

Acorn (Foundation) 'See us Shine' morning...

It was great to see so many parents this morning, sharing their children's learning. The children love it when you come in!

Year 1-2 Parent Focus Group Meeting

On Wednesday 5th February, from 9.00-9.45am, Miss Webb will be hosting a parent focus group meeting for all Year 1 and 2 parents. The aim of this session is to inform parents about the Year 1 phonics screening in June and to talk through assessments both Year 1 and Year 2. If you would like to attend please click [here](#) to submit a google form by Monday 3rd February.

Child Bereavement support...

Child Bereavement UK's annual Snowdrop Walk returns on Sunday 2nd February 2025 at West Wycombe Park. This event does have an in memory element to it, with the planting of snowdrops. They also work from the Pebbles Family Centre in Fishermead on Thursdays and Moorlands Family Centre in Beanhill on Fridays. If you would like further information, please view their website or contact below:

www.childbereavementuk.org

National Helpline: 0800 02 888 40

Learning highlights this week....

Acorns

We have had lots of fun exploring the story of the three little pigs in Acorn class this week. Using our role-play area, we have acted out the story and taken on the main character roles of Mummy pig, the pig who made the house of straw, the pig who made the house of sticks, the pig that made the house of bricks and of course the big bad wolf! We have huffed, and puffed, and blown the houses down!

After exploring the story, we were inspired to be designers and builders like the pigs. We looked again at how to create a design and how it is different from a piece of art. We reviewed how to label our designs and had a word mat with pictures to help us to label the main parts of our house.

Following the completion of our designs, we then built our houses using them. We used the material that we had chosen and put together a strong house for the pigs. We then used a hairdryer as a big

bad wolf and used it to huff and puff and try to blow our houses down. We could then evaluate how strong they were and whether we needed to change anything to improve them.

In maths, we have been looking at the numbers 1 to 5. we have looked at dot arrangements of the numbers and subitised how much there is and showing the matching amount of fingers on our hands. We looked at the dot arrangements and learned that die have certain arrangements of dots on them to represent the numbers 1 to 6. We also learned how to jump along a number line using a die and worked in pairs to play a game using what we had learned.

Reminders! It is our **Chinese New Year Day in Acorn class next Wednesday 29th January. The children can wear a red T shirt with their school uniform.** Additionally, please ensure that your child has plenty of warm layers in school as it is cold but we will go outside as much as we can whatever the weather. Please ensure they have a warm coat, hat, scarf and gloves. Thank you for your support!




Year One and Two-

Wow! The weeks are flying by in KS1!

This week we've enjoyed the dry weather by exploring some of our outdoor provision during the day in our outdoor classroom. The children's particular highlight has been the sculpture making area using our developing skills from our art lessons.



In English, Year 1 have been learning about how to write a diary entry. We have focused on our new skill of using **I** and **My** to write in the first person. The children have also been keen to use our new vocabulary for the week and the conjunction **and** to add more detail. Year 2 have continued their journey through using handwriting joins and we can't wait to see this applied to their writing next week!



In Maths, Year 1 have been exploring numbers to twenty by finding **one more** and **one less**. The children have explored this practically using tens frames and number tracks. In year 2, the children have completed their learning looking at 2D and 3D shapes.

In RE, the children have been looking at the deities from Santana Dharma (Vishnu, Brahma and Siva) and what they represent for Sanatanis. We then completed a matching activity to demonstrate our understanding.

In Art, we have started our unit looking at paper sculpture. We explored how we can roll paper to make it 3D and how to make carefully chosen design choices. We think they turned out brilliantly!



Year Three and Four-

During our Science lessons this week we have been focussing on the process of freezing. To show how liquids freeze we did an experiment with milk, sugar and ice. By shaking the milk bag inside a bag full of ice we showed that liquid particles lose energy the more you shake and eventually turn into a solid (particles packed tightly together). We had a brilliant time shaking the bags and noticing the subtle changes before we had our very own ice cream!



Maths this week has been hands on again! We have been looking at dividing 2 and 3 digit numbers by a 1 digit number. To do this we used place value counters and part whole models to help us understand why we are using this method and what happens to each ten when exchanged for 10 ones.



In Music, we have been playing motifs on tuned instruments using our glockenspiels. We recognised and played back a familiar motif before composing our own and then started to use graphic notation to write it out. We thought about why a motif was used to make the music more interesting to listen to.



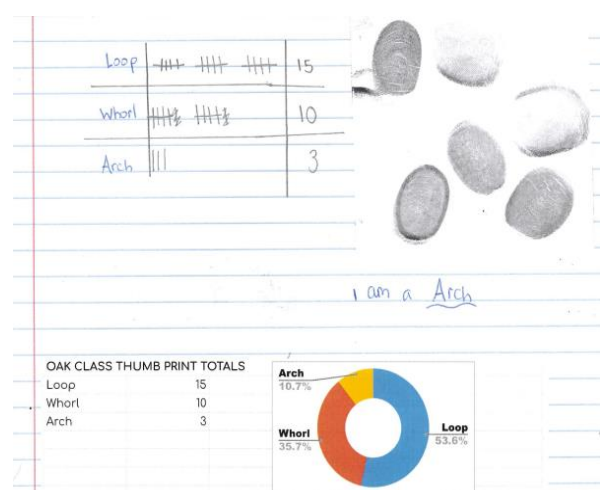
Our acting skills have grown this week in RE! We have been looking at miracles and whether people might think there is another explanation. To do this we acted out the story of Jesus healing the blind man, we then had a class discussion to decide what each character would be feeling at different points in the story and why.



Year Five and Six-

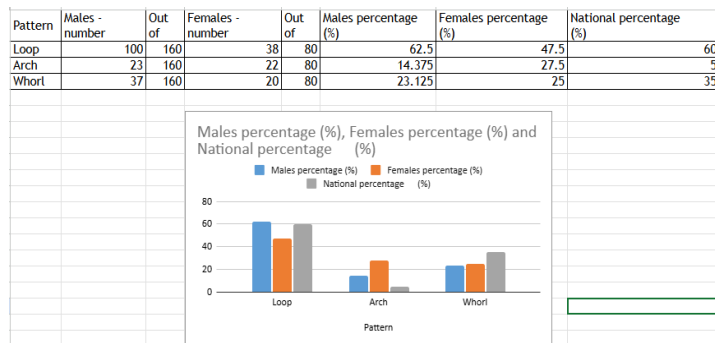
In our science lessons this week, we have been learning about fingerprints. We found out that everyone has their own uniquely patterned fingerprints, even identical twins are different to each other. We had also previously discovered that due to genetic mutations, some people are born without fingerprints at all - luckily our fingers were patterned with classic ridges.

There are three main patterns of fingerprints: loops, arches and whorls. To record our own, we used ink stamps on our right thumbs and printed them into our books. We then recorded how many children in the class had loops, arches and whorls on their right



thumbs on a tally chart which we then converted to a chart.

Our next lesson included finding the fingerprint pattern of all ten digits, again making a chart and printing off the information for our books. Here are the findings for Oak class.

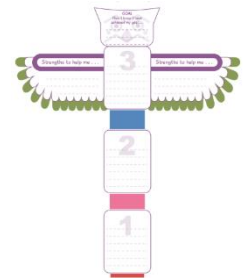


Using this data, we considered several questions such as:

- Which pattern is most common pattern among the males in this class?
- Which is most common pattern among the females?
- How do the averages for each gender compare to the expected national averages?

It's fascinating to compare our similarities and differences to each other and, in this case, the national population.

Last week in PSHE, we thought about what our goals are both in and out of school. This week, we focused on one of these goals and considered what skills and small steps are needed to achieve them. We also recognised the strengths we already have that can help us to achieve these goals. We presented them in the style of a totem pole, as these demonstrate the strengths and characteristics of different animals in indigenous communities.



Willow Class will hold their assembly next week, Friday 31st January at 2.15pm. Parents are welcome!

Attendance...

This week's attendance is 94.7%. We really want to keep attendance above 96%.

Reflections this week....

This week we read the bible story of Noah's ark and thought about what symbolises hope in the story. The children learnt about what symbolises means -the use of symbols to represent ideas or qualities. For example; a thumbs up always symbolises that everything is OK. The children identified the dove, the olive branch and the rainbow as symbols from the bible story. The children then thought about what they would choose to be a bird of hope, an animal of hope, a number of hope, a flower of hope, a colour of hope, an aromas (smells) of hope, a sound of hope and a person of hope. There were some lovely discussions between the children.

Have a lovely weekend.

Kate Goodger

Mrs Kate Goodger
Headteacher

headteacher@highashschool.co.uk