



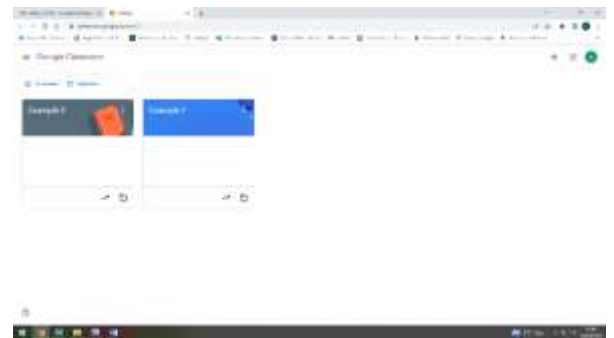
Google Classroom

## Accessing Google Classroom for Homework

1. Open Google in your internet browser and search for Google Classroom
2. Sign in with your account details - remember for most people your email address will be your first initial and surname @highashschool.co.uk. If you sign in you should not need to enter a classroom code.

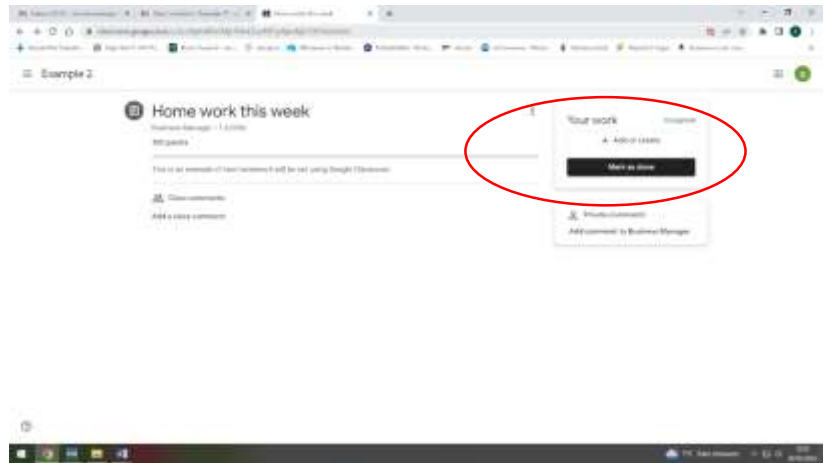


3. You should then see the relevant Google Classrooms – everyone in Yr 5/6 will have one for their class e.g. Maple, Willow or Oak, and then one for their Maths group.



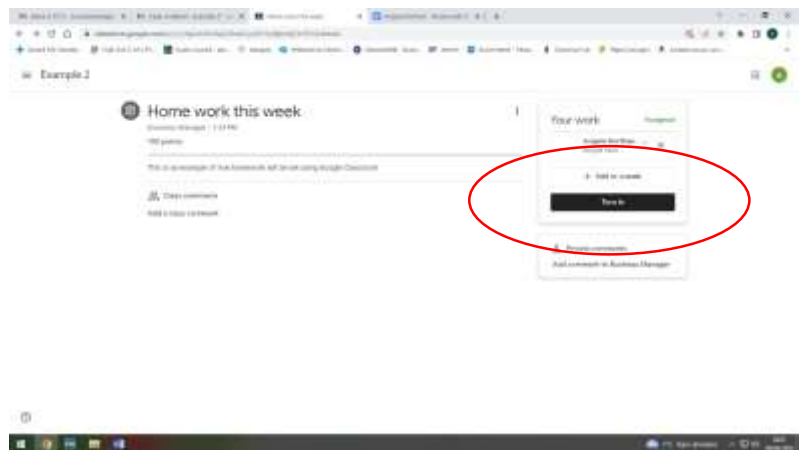
4. For homework, click on your own class Google Classroom. Homework will not be set through the Maths Google Classroom.
5. The homework will be described as normal, with reminders to read and practice spellings as well the maths homework for the week.

6. Once you have read the task and understand what you have to do then click on **+ Add or create** and you will be able to choose whether to use Google Docs, or Slides or however you choose to complete your homework.



7. If you have photos or videos to upload you can do this by clicking on **+Add or create** button and use the paperclip icon to upload a file

8. Once you have completed the homework, click on the **Turn in** button. The homework will be saved and ready for your teacher to mark.



9. Remember Google Docs or Slides saves automatically, you do not need to click save anywhere.

10. If you have any problems accessing the Google drive please email [ithelpdesk@highashschool.co.uk](mailto:ithelpdesk@highashschool.co.uk)